


# **STEP-BY-STEP INSTALLATION GUIDE**

**decoflame® Bluetooth Application**


## INSTRUCTIONS FOR INSTALLATION – decoflame® Bluetooth Application

Defined by the highest product functionality and safety, all decoflame® fireplaces equipped with the electronic burner, e-Ribbon Fire™ featuring CEVB technology (Controlled Ethanol Vapour Burning), can be operated via Bluetooth using the decoflame® App.


Please make sure you read the manual before you operate the fire!



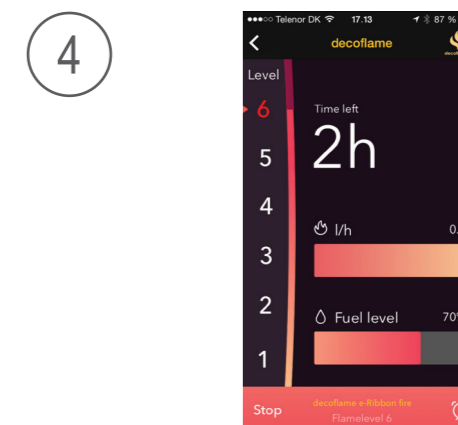
1. Download the decoflame® App to your device. For Android devices the App is available in the Google Play Store or by scanning QR code above. For Apple devices the App is available in the App Store or by scanning QR code above. Install the decoflame® App.



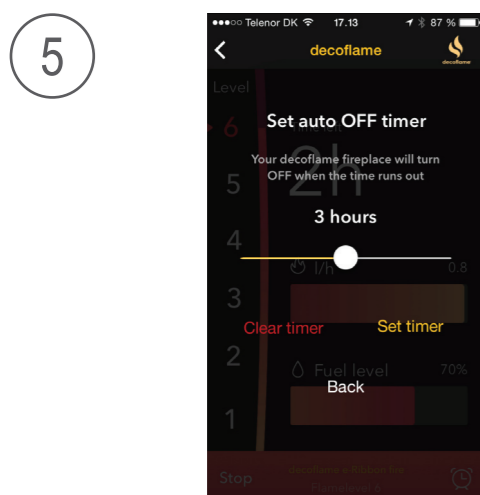
2. Once downloaded, the decoflame® App works with a demo fireplace. To pair with your own fireplace, turn on the fireplace by selecting the “ON” button on the display.



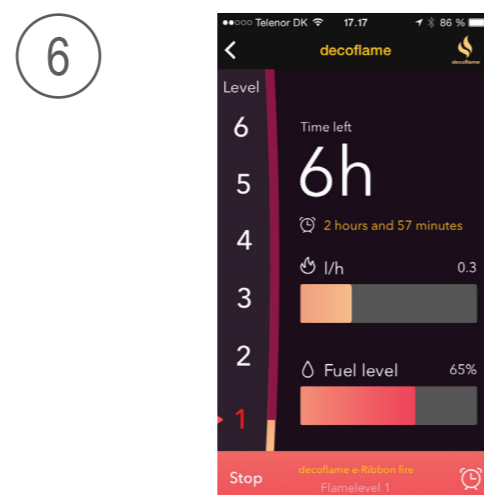
3. Access the decoflame® App. Your fireplace should now be visible. Your device can now be paired with the fireplace. Once paired, you can personalize the name of your fireplace.



4. When you access the decoflame® App, it is possible to start the fireplace by selecting the “START” icon. If the fireplace has already been turned on using the display, you can now monitor the fuel level and calculate the fuel consumption.



5. The power off timer can be activated by selecting the timer icon situated in the lower right corner. To choose the remaining burning time, slide the dot on the bar accordingly and then select “SET TIMER”. The countdown timer will be visible also when returning to the main App page. The remaining burning time can be changed by following the above mentioned steps. To cancel the timer, select “CLEAR TIMER”.



6. For adjusting the flame intensity, select the desired numeric level displayed on the left side of the screen (1- the lowest intensity; 6- the highest intensity).

Should there not be enough fuel for the selected burning time; the fireplace will shut down automatically. The fireplace can be turned off by selecting the “STOP” icon in the lower-left corner.

Available for both Apple\* and Android\*\* products, this cutting-edge technology comes as an alternative for the decoflame® remote controller. Furthermore, the Bluetooth connection can be combined with a Smart Home System via the RS-232 cable. With its simple, user-friendly design, the decoflame® App allows controlling one or several fireplaces from the same device.

\*Requires iOS 7.1 or later.  
\*\*Requires Android 4.3 or later.